A42-0073

PLEASE CHECK ALL TOLERANCES AND EXPOSED SURFACE.
ALL MEASURE & TOLERANCES APPLY ONLY TO MILL FINISH MATERIAL

TYPE:	DIE:	REV.
Hollow	108862	B

TOLERANCE STANDARD (In ±)		The dimension is space (from Base of Leg)					
Specified Dimension	Metal Tolerance	0.250 0.624	0.625 1.249	1.250 2.499	2.500 3.999	4.000 5.999	6.000 8.000
0.000 - 0.124	0.006	0.010	0.012	---	---	---	---
0.125 - 0.249	0.007	0.012	0.014	0.016	---	---	---
0.250 - 0.499	0.008	0.014	0.016	0.018	0.020	---	---
0.500 - 0.749	0.009	0.016	0.018	0.020	0.022	---	---
0.750 - 0.999	0.010	0.018	0.020	0.022	0.025	0.030	---
1.000 - 1.499	0.012	0.021	0.023	0.026	0.030	0.035	---
1.500 - 1.999	0.014	0.024	0.026	0.031	0.036	0.042	0.050
2.000 - 3.999	0.024	0.034	0.038	0.048	0.057	0.068	0.080
4.000 - 5.999	0.034	0.044	0.050	0.064	0.078	0.094	0.110
6.000 - 7.999	0.044	0.054	0.062	0.082	0.099	0.120	0.140
8.000 - 9.999	0.054	0.064	0.074	0.100	0.120	0.145	0.170

TOLERANCE STANDARD
STRAIGHTNESS: 0.0125"/FT
TWIST: 0.25°/FT; 3° MAX.
HARDNESS WEBSTER: ---

DIMENSIONES CRITICAS

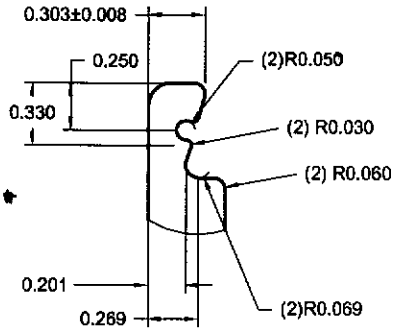

DETAIL A

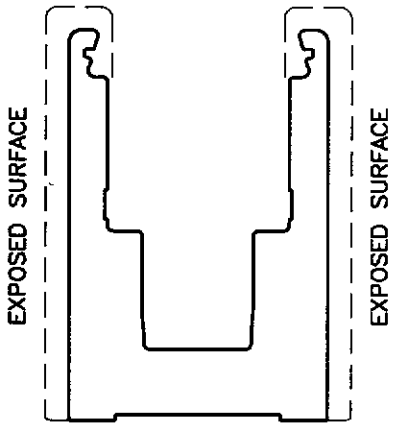

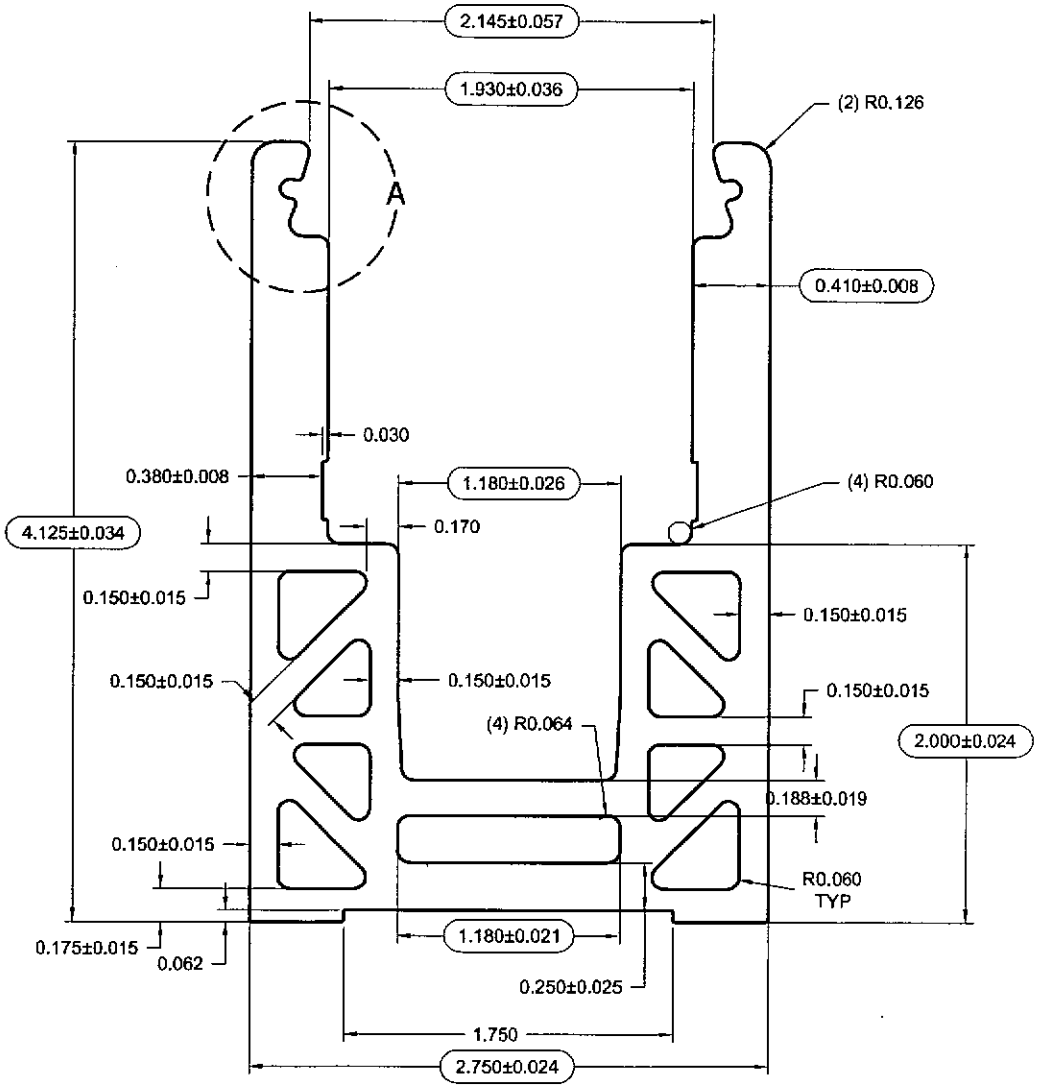

BREAK CORNERS TO R0.010"

REVISION		
A)	ORIGINAL DRAWING	NOV/
B)	CHANGED PART NO. AND DESCRIPTION	JAN/

MORSE™ INDUSTRIES
Tel 800-325-7513 Fax 800-411-8226
www.morseindustries.com

WEIGHT	7.460	KG/MT	5.013	LB/FT:	DESCRIPTION: Show Moulding, AL PanelGrip, 2-3/4 in wide. 4-1/8 in high, No holes	
PERIMETER	52.979	CM	20.858	IN	DRAWN: Omar Sandoval M.	PARTNo.: GR2457
AREA	26.954	CM²	4.178	SQIN	CHKD: Edgar Lopez	SCALE: 1:1
CIRCLE	12.461	CM	4.906	IN	DWG: 3268-01	DIMENSIONS: INCH
ALLOY	6005	TEMPER	T5			F1-7.5.1-01 REV.00

A42-0073